

# Type: DA10-NAxx/Exxx

## Current/Voltage

### 20mA/10V DC

DA10-NA40/ExxR  
case 48 x 24 mm



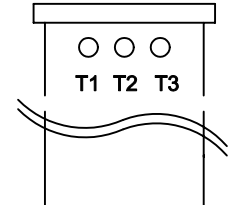
DA10-NA40/ExxR-7  
case 72 x 24 mm



DA10-NA40/ExxR-4  
case 48 x 48 mm



top side view  
front



#### programming mode

enter into programming mode and to the next menu-position  
by operating of push-button T3

menuposition	display	description
Pr	Pr	0 = calibration EXTERNAL A = calibration INTERNAL current (max. 20mA) U = calibration INTERNAL voltage (max. 10V)
0	P 0	input min. display value select digit with T2 adjust digit with T1
1	P 1	P-L take-over min. input signal with T2 (EXT. to be supplied) calibration INTERNAL: enter min. internal signal select digit with T2 adjust digit with T1
2	P 2	input max. display value select digit with T2 adjust digit with T1
3	P 3	P-H take-over max. input signal with T2 (EXT. to be supplied) calibration INTERNAL: enter max. internal signal select digit with T2 adjust digit with T1
4	P 4	-- 99 - L - average value of 1-99 measurements line-break-indicator with value falling 25% below measured signal: - = no L = yes
5	P 5	2/5/10 half correction of last digit by steps of 2, 5 or 10
6	P 6	--- 0 brightness adjustment (0 ... 9) 0 = bright 9 = dark  only for instruments with operating input (option) --- 1 --- 0 = operating input off 1 = blanking input 4 = display shows ON 2 = segment-test 5 = display shows OFF 3 = display hold 6 = display shows HELP

#### display messages:

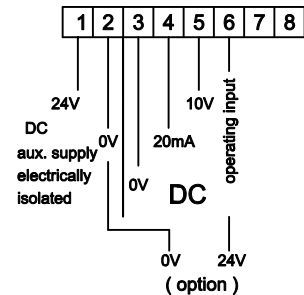
EEP	EEProm under programming
----	overflow (flashing of display segments in the middle)
- -	line break indicator

resolution	DA10-NA30/Exxx:	-199...999
	DA10-NA31/Exxx:	-1999...+1999
	DA10-NA40/Exxx:	-1999...9999

#### number of digits

article	display
DA10-NA30/Exxx	▢▢▢
DA10-NA31/Exxx	± ▢▢▢
DA10-NA40/Exxx	▢▢▢▢

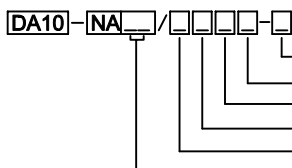
Rear connector with screw-type terminals



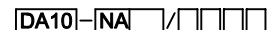
input	Ri
4	50 Ohm
5	1,5 MOhm

#### technical data:

aux. supply:	18 - 35 VDC
display height:	10 mm, LED red or green
power consumption:	max. 1 VA
measuring range voltage:	-10V ... +10V DC
measuring range current:	-19mA ... +20mA DC
principle of measurement:	dual-slope-integration
conversion rate:	approx. 5 measurements/sec.
error of measurements:	+/- 0,1% of measuring value, +/- 1 digit
overflow:	flashing of display segments in the middle
temperature range:	-20 °C...+65 °C
controls:	on the top side
mounting depth (without plug):	86 mm (79 mm)
panel cutout DA10-NAxx/Exxx:	45(+0,6) x 22,2(+0,3) mm
panel cutout DA10-NAxx/Exxx-4:	45(+0,6) x 45(+0,6) mm
panel cutout DA10-NAxx/Exxx-7:	68(+0,7) x 22,2(+0,3) mm
bezel height	5,25 mm



without	= 48 x 24mm	4 = 48 x 48mm	7 = 72 x 24mm
R = red	G = green		
0 = none	F = operating input		
1 = 24VDC			
E = DC current/voltage	20mA/10V		
30 = 3 digits	31 = 3-1/2 digits	40 = 4 digits	



#### GS Gebhardt & Schäfer Industrie-Elektronik GmbH

Porschstrasse 11  
D-51381 Leverkusen  
Tel. +49 (0) 21 71 / 73 72 2 -0  
Fax +49 (0) 21 71 / 73 72 2 -39  
Internet: <http://www.GS-GmbH.de>  
E-Mail: [info@GS-GmbH.de](mailto:info@GS-GmbH.de)

Kölner Bank eG  
IBAN: DE62 3716 0087 0940 9250 10  
BIC: GENODED1CGN  
Kreissparkasse Köln  
IBAN: DE65 3705 0299 0312 0061 45  
BIC: COKSDE33

Deutsche Bank AG  
IBAN: DE30 3757 0024 0851 0851 00  
BIC: DEUTDE33  
Foreign Payments:  
Account-No. 851 085 1  
S.W.I.F.T. DEUTDEDB 375

Geschäftsführer: 2.6  
Karlheinz Schäfer  
Guido Gebhardt  
USt.-Nr. DE 123713297  
Amtsgericht Köln, HRB 48860  
D-U-N-S@: 340802073