

Type: DA08-NAxx/Exxx

Current/Voltage

20mA/10V DC

DA08-NA50/ExxR
Case 48 x 24 mm



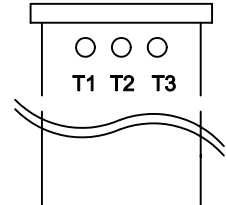
DA08-NA50/ExxR-7
Case 72 x 24 mm



DA08-NA50/ExxR-4
Case 48 x 48 mm



Top View
Front



programming mode

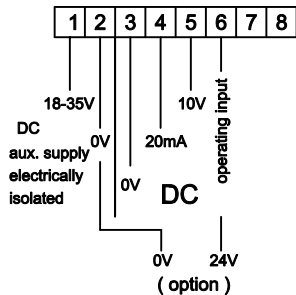
enter into programming mode and to the next menu-position
by operating of push-button T3

menuposition	display	description
Pr	Pr	0 = calibration EXTERNAL A = calibration INTERNAL current (max. 20mA) U = calibration INTERNAL voltage (max. 10V)
0	P 0	input min. display value select digit with T2 adjust digit with T1
1	P 1	P-L take-over min. input signal with T2 (EXT. to be supplied) calibration INTERNAL: enter min. internal signal select digit with T2 adjust digit with T1
2	P 2	input max. display value select digit with T2 adjust digit with T1
3	P 3	P-H take-over max. input signal with T2 (EXT. to be supplied) calibration INTERNAL: enter max. internal signal select digit with T2 adjust digit with T1
4	P 4	-- 99 - L - average value of 1-99 measurements line-break-indicator with value falling 25% below measured signal: - = no L = yes
5	P 5	2/5/10 half correction of last digit by steps of 2, 5 or 10
only for instruments with operating input (option)		
6	P 6	-- 1 -- 0 = operating input off 1 = blanking input 2 = segment-test 3 = display hold 4 = display shows ON 5 = display shows OFF 6 = display shows HELP

number of digits

article	display
DA08-NA30/Exxxx	□□□□
DA08-NA31/Exxxx	± □□□□
DA08-NA40/Exxxx	□□□□□
DA08-NA41/Exxxx	± □□□□□
DA08-NA50/Exxxx	□□□□□□

Rear connector with screw-type terminals



input	Ri
4	50 Ohm
5	150 kOhm

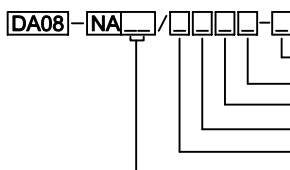
display messages:

EEP	EEProm under programming
----	overflow (flashing of display segments in the middle)
- -	line break indicator

resolution	DA08-NA30/Exxx:	-199...999
	DA08-NA31/Exxx:	-1999...+1999
	DA08-NA40/Exxx:	-1999...9999
	DA08-NA41/Exxx:	-19999...+19999
	DA08-NA50/Exxx:	-19999...30000

technical data:

aux. supply:	18 - 35 VDC
display height:	7,62 mm, LED red or green
power consumption:	max. 1 VA
measuring range voltage:	-10V ... +10V DC
measuring range current:	-19mA ... +20mA DC
principle of measurement:	dual-slope-integration
conversion rate:	approx. 5 measurements/sec.
error of measurements:	+/- 0,1% of measuring value, +/- 1 digit
overflow:	flashing of display segments in the middle
temperature range:	-20 °C...+65 °C
controls:	on the top side
mounting depth (without plug):	86 mm (79 mm)
panel cutout DA08-NAxx/Exxx:	45(+0,6) x 22,2(+0,3) mm
panel cutout DA08-NAxx/Exxx-4:	45(+0,6) x 45(+0,6) mm
panel cutout DA08-NAxx/Exxx-7:	68(+0,7) x 22,2(+0,3) mm
bezel height	5,25 mm



without	= 48 x 24mm	4 = 48 x 48mm	7 = 72 x 24mm
R = red	G = green		
0 = none	F = operating input		
1 = 24VDC			
E = DC current/voltage	20mA/10V		
30 = 3 digits	31 = 3-1/2 digits	40 = 4 digits	41 = 4-1/2 digits
			50 = 5 digits

DA08-NA□□□□□□□□

GS Gebhardt & Schäfer Industrie-Elektronik GmbH

Porschestr. 11
D-51381 Leverkusen
Tel. +49 (0) 21 71 / 73 72 2 -0
Fax +49 (0) 21 71 / 73 72 2 -39
Internet: <http://www.GS-GmbH.de>
E-Mail: info@GS-GmbH.de

Kölner Bank eG
IBAN: DE62 3716 0087 0940 9250 10
BIC: GENODED1CGN
Kreissparkasse Köln
IBAN: DE65 3705 0299 0312 0061 45
BIC: COKSDE33

Deutsche Bank AG
IBAN: DE30 3757 0024 0851 0851 00
BIC: DEUTDE3375
Foreign Payments:
Account-No. 851 085 1
S.W.I.F.T. DEUTDEB 375

Geschäftsführer: 2.2
Karlheinz Schäfer
Guido Gebhardt
USt.-Nr. DE 123713297
Amtsgericht Köln, HRB 48860
D-U-N-S@: 340802073